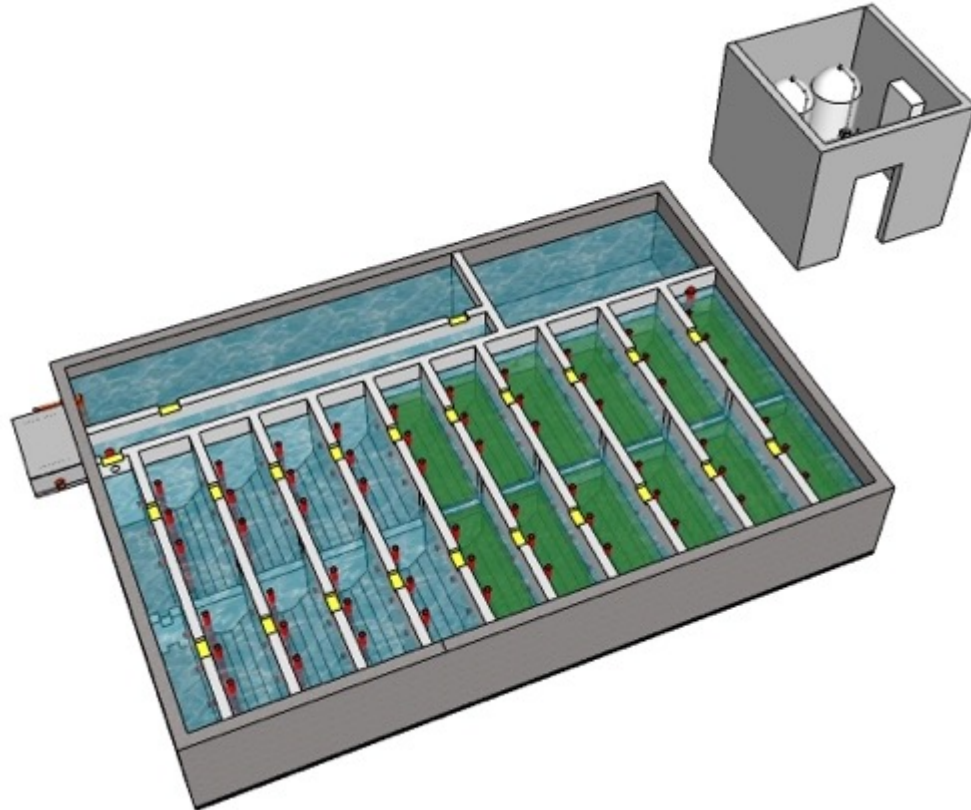


**Client: Tulsi Infra Heights - Agra**

**STP Capacity : 200 KLD**

**Technology – “Green STP AD+”**



**Zero Discharge Sewage Treatment Plant**

**Reuse of treated water for Landscape, Irrigation & Flushing**

**Date: 06<sup>th</sup> October 2017 – Agra [INDIA]**

## Preamble

As per Indian Pollution Control Board norms it is mandatory to reuse treated waste water for non-potable applications. These applications can be WC flushing, landscape irrigation, cooling tower make up, floor & glass washing, dilute any other stream of waste water, sell to other agencies, etc. Indian Green Building Council [IGBC] encourages designers to use Energy efficient technology by offering higher rating in “LEED” certification. It is also mandatory to use ozone technology, instead of chlorine since disinfectants By-Products [DBPs] are quite negligible, and ozone technology is non-hazardous & environmentally safe.

Chemtronics with along with its Switzerland partner has developed a “GREEN STP AD+” which is self-sustained, and conserves water up to the efficiency of more than 95 %. The core treatment works on natural anaerobic degradation process with gravity flow & does not require any energy to treat waste water as per pollution norms. This unique technology produces energy in the form of biogas to make treated waste comfortably reusable. Ozonation is an integrated as a part of high efficiency tertiary treatment producing high quality results.

Since entire anaerobic tank can be made underground, it requires very small foot print for plant room area. Also there is no need of any air handling system and foul odor mechanism required as all tanks are air tight. The AD tank has estimated life of 100 years & is so self-sustained that it does not require any qualified team of operators. The processes by product are liquid & gas, due to which frequency of sludge handling is once or twice a year.

**Considering the remote location of the site, we have proposed self-sustained, scientifically developed, natural recycling treatment plant, with least operation & maintenance compared to any technology in the world.**

### Copyright:

“All contents copyright by Chemtronics Technologies (I) Pvt. Ltd. – India & Autark Engineering – Switzerland. All rights reserved. No part of this document or the related files may be reproduced or transmitted in any form, by any means (electronic, photocopying, recording, or otherwise) without the prior written permission of the publisher.

Please note that much of this publication is based on personal experience and anecdotal evidence. Although the author and publisher have made every reasonable attempt to achieve complete accuracy of the content in this Guide, they assume no responsibility for errors or omissions. Also, you should use this information as you see fit, and at your own risk. Your particular situation may not be exactly suited to the examples illustrated here; in fact, it's likely that they won't be the same, and you should adjust your use of the information and recommendations accordingly.

Any trademarks, service marks, product names or named features are assumed to be the property of their respective owners, and are used only for reference. There is no implied endorsement if we use one of these terms.”

## INDEX

|  |               |
|--|---------------|
| 1. Preamble .....  | Page 2        |
| 2. Index .....   | Page 3        |
| 3. Project Proponent; Objectives .....                     | Page 4        |
| 4. Water Balance/Budget .....                              | Page 5        |
| 4.1 Clients Data, Design Consideration & Estimation, ..... | Page 5        |
| 4.2 Water Quality – Raw & Treated .....                    | Page 6        |
| 5. Treatment Technology .....                              | Page 6        |
| 5.1 Concept .....  | Page 6        |
| 5.2 Core treatment, .....                                  | Page 7        |
| 5.3 Salient Features .....                                 | Page 7        |
| 5.4 Advantages .....                                       | Page 8        |
| 6. Process Description .....                               | Page 9        |
| 6.1 Primary & Secondary Treatment .....                    | Page 9        |
| 6.2 Tertiary Treatment .....                               | Page 10, 11   |
| 7. Process Flow Diagram .....                              | Page 12       |
| 8. Technical Specification .....                           | Page 13       |
| 8.1 AD Tank Option 1 [Civil – Below Ground] .....          | Page 14,15,16 |
| 8.2 Foot Print – Equipment .....                           | Page 17       |
| 8.3 Power Rating .....                                     | Page 17       |
| 8.4 Reclaim Efficiency .....                               | Page 17       |
| 8.5 Life Span .....  | Page 17       |
| 9. Operation & Maintenance .....                           | Page 18       |
| 10. Consumables .....                                      | Page 18       |
| 10.1 Chemical, Man power , Electricity .....               | Page 18       |
| 10.2 Spares .....  | Page 19       |
| 11. Annual Maintenance Contract.....                       | Page 19       |
| 12. Capital Cost, Operational Cost & Taxes .....           | Page 20       |
| 13. Time Duration .....                                    | Page 21       |
| 14. Savings / ROI .....                                    | Page 22       |
| 15. Assumptions .....                                      | Page 22,23    |
| 16. References .....                                       | Page 24       |
| 17. Certification of Collaboration .....                   | Page 25       |
| 18. More Information, Hyperlinks & contact details .....   | Page 26       |

## Project Proponent

|                              |   |  |
|------------------------------|---|--|
| Name of the project          | : | Tulsi Infra Heights at Agra  |
| Requirement                  | : | Sewage Treatment Plant   |
| Type of project              | : | Residential  |
| Application of Treated Water | : | Land irrigation, Gardening, WC flushing & any other non-potable applications |
| Location of the project      | : | Agra.  |

## Objective

- ✓ Natural Self-Sustained design
- ✓ Underground STP
- ✓ Least possible Operation & Maintenance
- ✓ Most Energy efficient technology
- ✓ Maximum recovery of water
- ✓ Lower Footprint
- ✓ Environmental Friendly
- ✓ No foul odor
- ✓ Long life span
- ✓ Economical – Capital Cost
- ✓ Economical – Operational Cost
- ✓ Simple to operate
- ✓ Meets International Pollution Standards

## Water Balance/ Budget

The plant is designed to treat sewage generated of having following details.

(We need below listed details or water balance & recycled water reuse calculation)

|                           |   |             |
|---------------------------|---|-------------|
| Source of Sewage          | : | Residential |
| No. of units/flats/Villas | : | 165 nos.    |
| Kitchen                   | : | Yes         |
| Bathroom [Bathing]        | : | Yes         |
| Washing Machine           | : | Yes         |
| Wash Basin                | : | Yes         |
| Water Closet [WC]         | : | Yes         |
| Misc./Any other source    | : | [Specify]   |

### Client Data

|                              |   |   |
|------------------------------|---|---|
| Source of Waste Water        | : | Domestic Waste Water generated from Residents, Kitchen, Washing machine, Bathroom, WC, Wash basin, etc. |
| Capacity of STP              | : | 200 KLD   |
| Number of Units / Villas     | : | 165 nos.  |
| Number of Staff / Servant    | : | N. A.   |
| Application of Treated Water | : | Land irrigation, Gardening, flushing & other non-potable application                                    |

### Design Consideration & Estimation

|                             |   |   |
|-----------------------------|---|---|
| Water require per person    | : | <u>N. A.</u> liters per day                         |
| Total Sewage Water Capacity | : | 200 KLD (as per client 200 KLD is produced per day) |
| Plant Operating Hrs         | : | 22 - 24 HRs   |
| Plant Flow Rate             | : | 9.0 m <sup>3</sup> /hr                              |
| Treatment                   | : | Anaerobic Digestion [AD] + Polishing + Ozonation    |
| Green STP/AD+ Model No.     | : | AD+/STP-200   |

## Water Quality – Raw Sewage & Treated / Recycled

| Parameters         | Raw Sewage Water Quality | Treated Water Quality For Reuse |
|--------------------|--------------------------|---------------------------------|
| Color              | Brownish / Black         | Clear                           |
| Odor               | Characteristic           | Unobjectionable                 |
| pH                 | 6.5 – 8.5                | 6.5 – 8.0                       |
| TSS                | 100 – 150 ppm            | 1 – 5 ppm                       |
| BOD (3 days 28 °C) | 300 – 500 ppm            | 10 - 30 ppm                     |
| COD                | 500 – 700 ppm            | 100 - 250 ppm                   |
| Oil & Grease       | 20 – 25 ppm              | 5 - 10 ppm                      |



## Treatment Technology

### Concept - Green STP AD+

Green STP AD+ combines state of the art High Rate Anaerobic Reactor (HRAR) technology with a selection of adequate tertiary treatment methods of filtration & disinfection. This full-blown decentralized wastewater treatment and reuse systems is aligned with the project specific conditions and requirements. We provide our clients custom and tailored wastewater solutions with outstanding economic and ecologic performances while making maximal benefit out of on-site reuse of products out of wastewater treatment. Our STPs are engineered to comply with the respective regulations and norms.

AD+ [Anaerobic Digestion +] is a waste water treatment, particularly suited to organic material & is commonly used for effluent, sewage & grey water treatment. Anaerobic waste water treatment is a biological treatment without the use of air or elemental oxygen. Many groups of anaerobic bacteria work together in absence of oxygen to degrade complex organic pollutants into methane / bio gas and carbon dioxide. In anaerobic digestion the micro-organisms responsible for the conversion of the organic matter or the other constituents in the waste water to gases & cell tissues are maintained in-suspension within the liquid. Anaerobic digestion is a simple process that can greatly reduce the organic matter without using any other resource & any form of energy.

## Core Treatment - High Rate Anaerobic Reactor Technology

High Rate Anaerobic Reactors (HRAR) refers to bioreactors which can retain active biomass in the reactor independently of the incoming wastewater (Hydraulic Residence Time HRT). Slow growing anaerobes can be maintained in the reactors at high concentrations, enabling high reaction rate per unit reactor volume and high resistance of organic or hydraulic shock loads. HRAR can be used to treat wastewater from various sources and strengths like waste water from domestic sources, hospitals and industries like distilleries or food-processing.

The HRAR we use are cascaded in series to multi-step anaerobic systems, enabling separation of the anaerobic treatment steps (Hydrolysis/Acidogenesis/Acetogenesis/Methanogenesis) without difficult process controlling. With respect to sustainability and cost-effectiveness, anaerobic treatment has the core advantage of avoiding the loss of energy for destruction of organic matter, while energy is reclaimed from the organic waste constituents in the form of methane in biogas.

### Salient Features:

- \* Overall Organic & Inorganic content reduction (BOD, COD & TSS) with color & odor.
- \* Treated Sewage Water Quality - Most suited for Irrigation & Landscape.
- \* Energy Efficiency - Highest - 50 - 90 % less consumption
- \* Sustainability - Self Sustained [Autark]
- \* Reusable Output - Highest - more than 99 %
- \* Operation & Maintenance - Least - Operator not required
- \* Sludge Management - Least - Once in a Year
- \* Consumables - Minimum
- \* Life Span - Very High - 100 Years [Core Technology]
- \* Foot Print - Minimum 70 - 80 % less [Being Underground]
- \* Nutrients - Rich
- \* Process & Technology/R & D - GREEN STP AD+ from Switzerland

## Advantages – HRAR [AD] :

- \* Low Process Control
- \* Low Process Energy
- \* No Chemicals
- \* Low Sludge Production
- \* MLSS and SVI monitoring not required
- \* Energy Generation in the form of Biogas
- \* Minimum Mechanical & Electrical Parts
- \* Under Ground Structure (Can be above ground)
- \* High Shock Load Resistance [Organic & Hydraulic]
- \* High Treatment Performance In Terms Of COD, BOD & TSS
- \* Self-Sustained
- \* Reclaimed Water more than 99.0 %
- \* Innovative still natural treatment process
- \* Energy efficient. 60 – 90% lesser power
- \* Extremely stable to hydraulic shock loads
- \* High treatment performance
- \* Low operating cost
- \* Low space required – being subsoil
- \* No foul odour
- \* Long life – at least 50 years



Chemtronics®



## Process Description

### Primary Treatment

**Screening:** - This is the first unit of the Green STP AD+. Sewage water from sewage collection chamber is collected into an AD tank through a bar screen by gravity. Bar screen is provided to trap floating materials like leaf, flowers, cottons, plastic, half eaten food, papers, etc.

**Oil & Grease Chamber:** - Sewage water from the kitchen which contains free oil, if not removed creates scum accumulation and affects the functioning of microbes. To avoid this, oil & grease, a chamber is provided after the bar screen where free floating material oil is arrested prior to entry in the AD Tank. Accumulated oil will be removed periodically and disposed of properly.

### Secondary Treatment

#### Biological Treatment: -

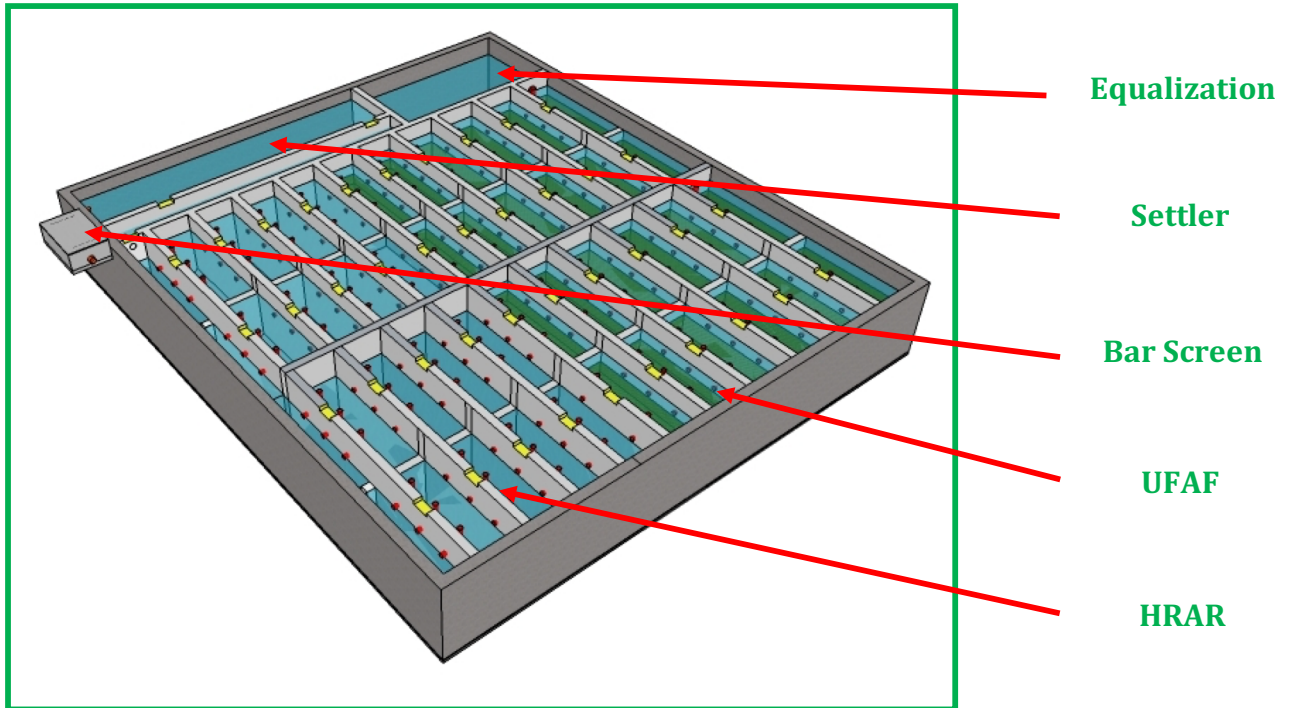
Sewage from Oil & Grease chamber will pass through the AD Tank. The AD Tank is a cascade of three major treatments steps i.e. Settler, High Rate Anaerobic Reactor [HRAR]/Anaerobic Baffle Reactor [ABR] and up flow Anaerobic Filter which is constructed below ground level. These three different phases are built together in a single AD Tank with interconnecting compartments. The AD Tank performs the core treatment of the sewage water oxidization & decomposition of organic pollutant with the help of anaerobic microorganism to provide higher surface area for micro – organisms, floating random media is provided, on which micro- organisms growth takes place. Generally activation of AD tank with full sewage load can take 40 to 50 days and come to its optimum efficiency.

#### 1. Settler

The first compartment of AD Tank is a settler. The settler has two treatment processes. First is a sedimentation in which the liquid part is separated from the solid matter and second is stabilization, which settles out most of the solids in the waste water.

#### 2. High Rate Anaerobic Reactor /Anaerobic Baffle Reactor (HRAR/ABR)

In this treatment phase, biological and natural chemical processes are used to digest and remove most of the organic matter. In this high rate anaerobic reactor, without oxygen mechanical mixing is applied. Treatment is achieved by anaerobic digestion by naturally selected anaerobic microbial. This gives good retention time to waste water and development of a thick sludge blanket in the bottom of compartment.



**Fig. 1, Anaerobic Digester [AD] Tank - Civil On Site Construction**

### 3. Up flow Anaerobic Filter

After the HRAR/ABR Treatment sewage water is transferred into up flow Anaerobic Filter compartment in order to improve further treatment efficiency, a filter media allowing widespread contact with the waste water stream is used which is very efficient in retaining and digesting the left over pollutants. The process works with fixed plastic bio media. The waste water passing out of the anaerobic filters has 90% of the original pollution load removal.

### Polishing Tertiary Treatment

Secondary (biological) treated water from AD Tank will be collected in a equalization tank. This treated water is ozonated for pathogen disinfection. Ozonation also reduces foul odor & tint of color, if present in treated water. Post Ozonation water is filtered by “**Charged Activated Media Filter [CAMF]**” through a filter feed pump to trap tiny suspended particles from water. Ozonation of treated sewage water reduce tiny organic and inorganic impurities from water.

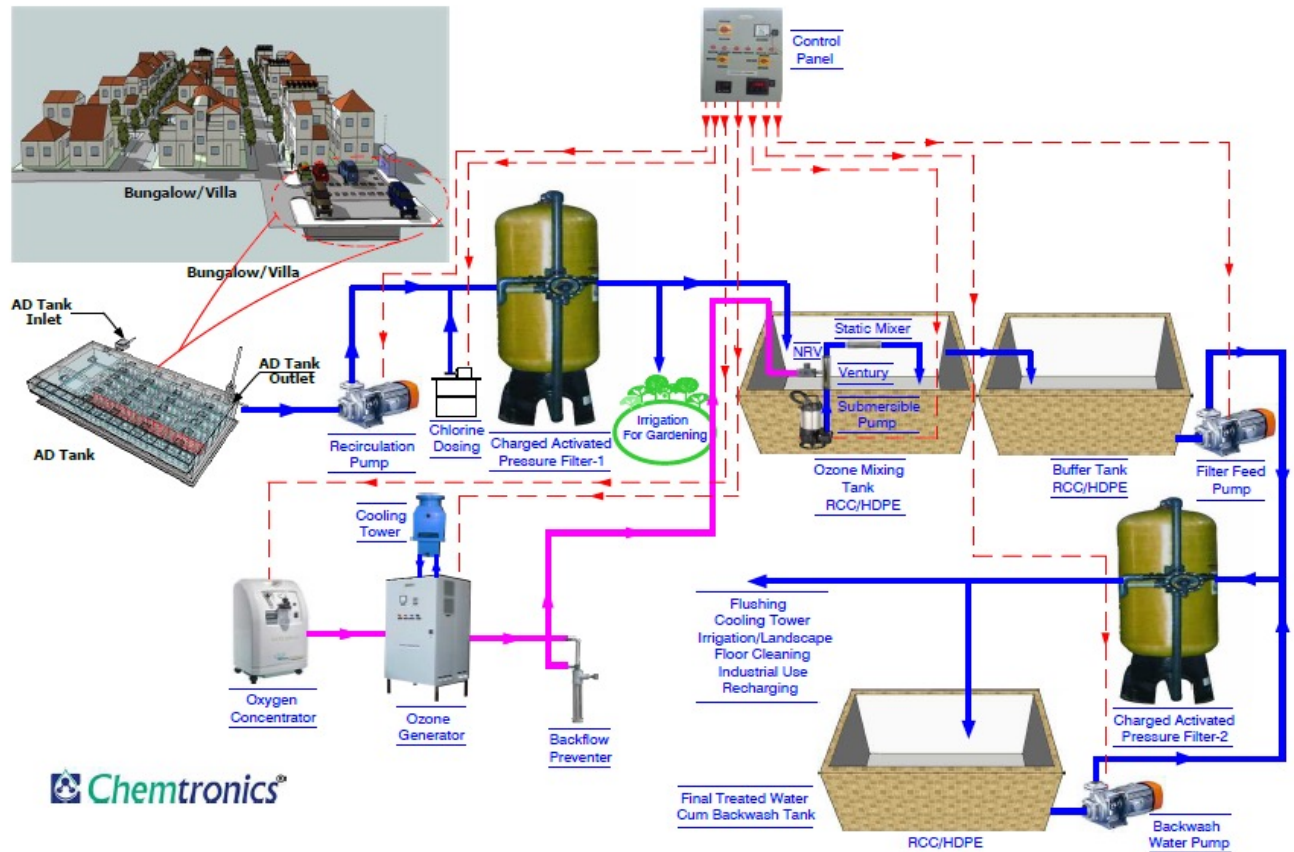
From backwash cum Treated Water Tank water is used for backwashing of filters. From this tank water will be further collected in main treated water tank.

**As per MPCB, Ozonation in STP tertiary treatment is mandatory.**



**Fig. 2, Tertiary Treatment: Charged Activated Pressure Filtration + Online Ozonation**

## Process Flow Diagram



Chemtronics®

Fig. 3, Process Flow Diagram of "Green STP AD+"

## Technical Specification

### **There are two options for anaerobic tank construction:**

#### **Option 1 – Civil Tank Construction Under Ground**

#### **Option 2 – Civil Tank Construction Above Ground**

In option 1, the construction of the sewage collection cum treatment tank & treated water tanks are to be constructed on site below ground by your civil contractor & we will give the dimensional drawings. In option 2 the construction of the sewage collection cum treatment tank & treated water tanks are to be constructed above ground. The bio-media & pipe grid will be installed by our team, after the tank is constructed along with the construction of top slab. Also, the tertiary treatment plant will be supplied & installed by our team.

In any of the opted option, once the tanks are ready, they will be inoculated for anaerobic bacteria at the site.



*Chemtronics*®

## Option 1 – Civil Construction – Below Ground

### Foot Print – AD Tank

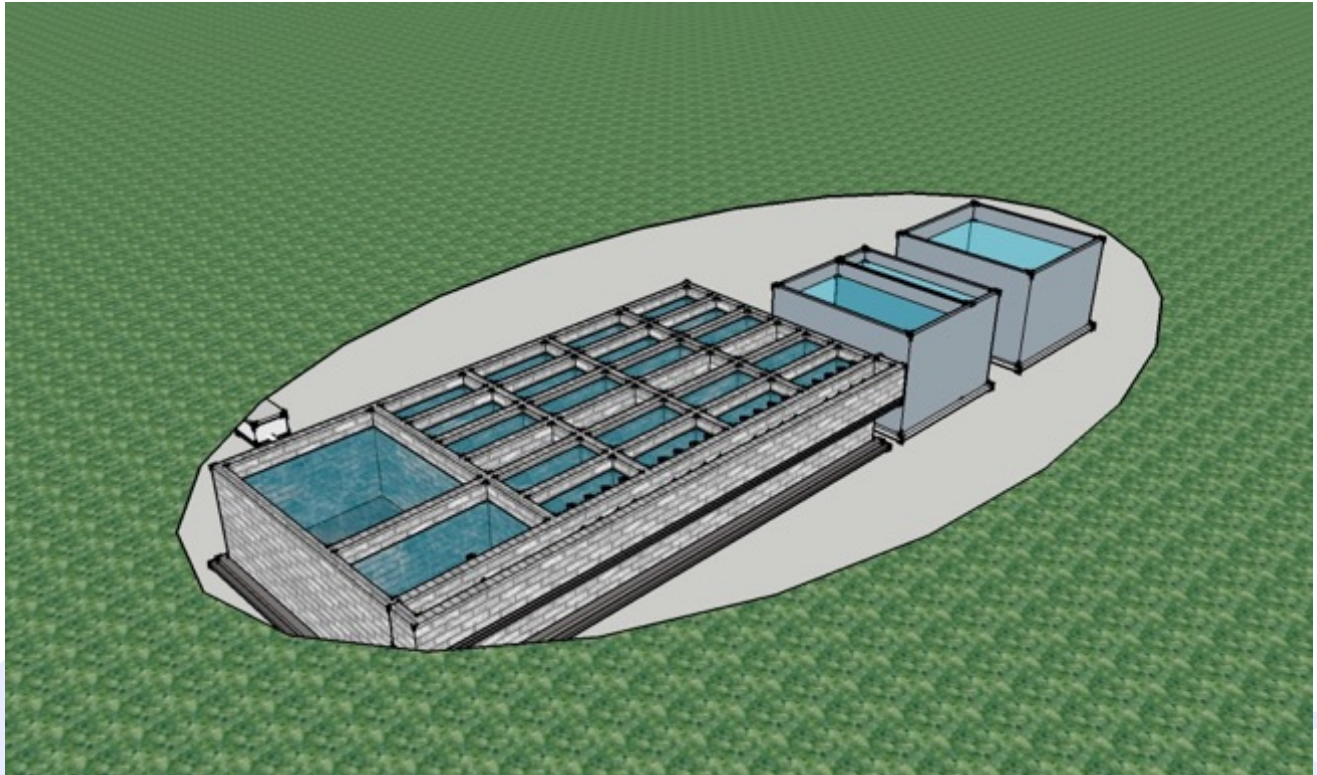


Fig. 4, AD Tank, Oxidation Tank & Final Treated Water Tank can be located below landscape



Fig. 5, AD Tank, Oxidation Tank & Final Treated Water Tank can be located below car park.

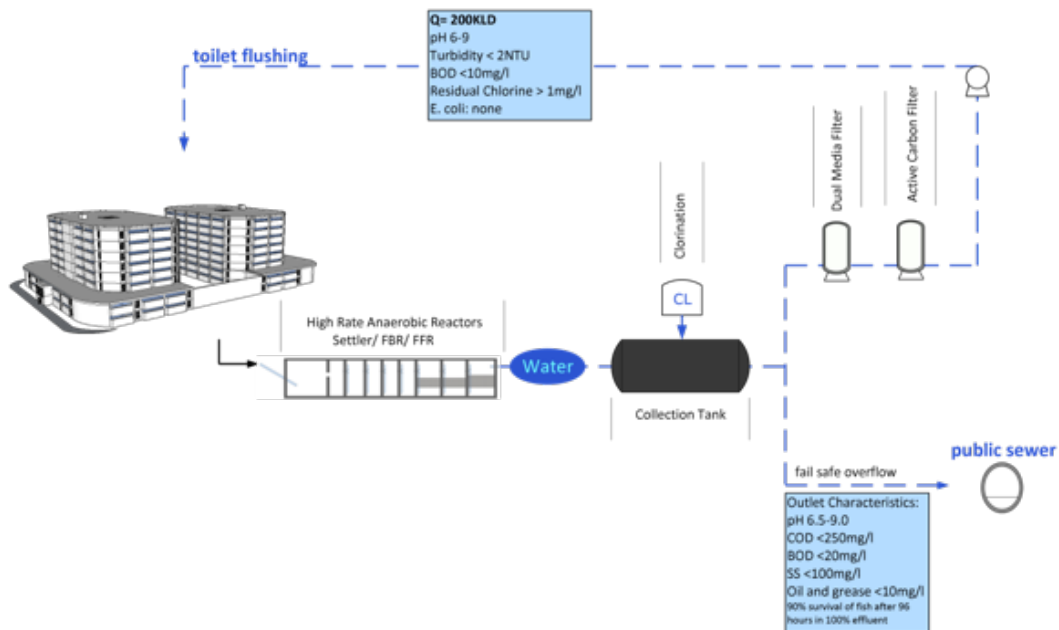
## Actual Site Picture – 600 KLD - 2008




**GREEN STP AD +  
Below Car Parking**



Chem





**Fig. 6, AD Tank, Oxidation Tank, Final Treated Water Tank & Plant Room.**

|                                  |  |   |
|----------------------------------|--|---|
| AD Tank                          | : Under Ground / Above Ground            | : 500 m <sup>2</sup> [Area]X3.0 m[Depth]    |
| Ozone Oxidation Tank             | : Under Ground / Above Ground            | : 10 m <sup>2</sup> [Area] X 3.0 m [Depth]  |
| Treated Water Buffer Tank        | : Under Ground / Above Ground            | : 10 m <sup>2</sup> [Area] X 3.0 m [Depth]  |
| Final Treated Water Cum B/W Tank | : Above Ground [Above plant]             | : 5 m <sup>2</sup> [Area] X 2.5 m [Height]  |
| Plant Room                       | : Above Ground                           | : 10 m <sup>2</sup> [Area] X 4.0 m [Height] |
| <b>Total Area Required</b>       | <b>: Under Ground &amp; Above Ground</b> | <b>: 510 m<sup>2</sup></b>                  |



## Foot Print – Equipment

|                   |   |                              |   |   |
|-------------------|---|------------------------------|---|---|
| <b>AD Tank</b>    | : | <b>Above or Below Ground</b> | : | <b>480 - 500 m<sup>2</sup> x 3.0 m [Ht/depth]</b> |
| <b>Plant Room</b> | : | <b>Above Ground</b>          | : | <b>8 – 10 m<sup>2</sup> x 4.0 m [Height]</b>      |

## Power Rating

|                                       |   |                         |                            |
|---------------------------------------|---|-------------------------|----------------------------|
| <b>ABR + AF</b>                       | : | <b>0.0 Kw</b>           |                            |
| <b>Tertiary Treatment</b>             | : | <b>0.75 Kw x 24 hrs</b> | <b>= 18.0 Kwhr [Units]</b> |
| <b>Ozonation</b>                      | : | <b>1.2 Kw x 24 hrs</b>  | <b>= 28.8 Kwhr [Units]</b> |
| <b>Final transfer Pump</b>            | : | <b>0.55 Kw x 24 hrs</b> | <b>= 13.2 Kwhr [Units]</b> |
| <b>Plant Room [Lights &amp; Fans]</b> | : | <b>0.1 Kw x 1 hr</b>    | <b>= 0.1 Kwhr [Units]</b>  |
| <b>Total Power Rating</b>             | : | <b>2.6 Kw [1 Phase]</b> | <b>= 60.1 Kwhr [Units]</b> |

## Reclaim Efficiency

|                               |   |                              |   |                                   |
|-------------------------------|---|------------------------------|---|-----------------------------------|
| <b>Treated Water Quantity</b> | : | <b>200 KLD</b>               | : | <b>97 – 99 % Recovery</b>         |
| <b>Biogas Production</b>      | : | <b>___ m<sup>3</sup>/day</b> | : | <b>Electricity of 10 kw/day *</b> |

\*at 50 % efficiency.

## Life span

|                                 |   |                 |
|---------------------------------|---|-----------------|
| <b>AD Tank – Core Treatment</b> | : | <b>50 Years</b> |
| <b>Tertiary Treatment</b>       | : | <b>25 Years</b> |
| <b>Ozonation Plant</b>          | : | <b>20 Years</b> |

## Operation & Maintenance

In AD tank waste water flows naturally by gravity. Tertiary treatment & disinfection process can be automatic and does not require any operator. Only a part time non-technical operator is required for general supervision & log keeping. Sludge management is also minimal & does not demand for frequent sludge handling.

### Maintenance & Replacement Frequency

|                           |   |                         |                          |
|---------------------------|---|-------------------------|--------------------------|
| <b>Sludge Monitoring</b>  | : | <b>Once in 6 Months</b> |                          |
| <b>Sludge inspection</b>  | : | <b>Once in 6 Months</b> |                          |
| <b>Sludge Maintenance</b> | : | <b>Settler</b>          | :                        |
|                           |   |                         | <b>Once in a Year</b>    |
|                           |   | <b>ABR/AF</b>           | :                        |
|                           |   |                         | <b>Once in 3-4 Years</b> |

### Consumables

#### Chemicals

**No Consumable chemicals are required.**

#### Man Power

**Non-technical operator is required for part time.** : **1 hr/day**

#### Electricity

|                             |                    |                |
|-----------------------------|--------------------|----------------|
| Core Sewage treatment plant | : 0 units/day      | : 0.0 Kw/m3    |
| Tertiary Filtration         | : 18 units / day   | : 0.09 Kw/m3   |
| Ozonation                   | : 28.8 units/day   | : 0.14 Kw/m3   |
| Final Transfer Pump         | : 13.2 units / day | : 0.07 Kw/m3   |
| Misc / Plant room lighting  | : 0.1 units / day  | : 0.0005 Kw/m3 |

|              |                         |                    |                          |
|--------------|-------------------------|--------------------|--------------------------|
| <b>Total</b> | <b>: 60.1 units/day</b> | <b>: 0.3 Kw/m3</b> | <b>[Rs. 3.0 per m3]*</b> |
|--------------|-------------------------|--------------------|--------------------------|

\* Considering electricity rate Rs 10.0 per unit

## Spares

|                    |   |                            |   |          |
|--------------------|---|----------------------------|---|----------|
| ABR & AF           | : | Bio growth Media/Pipe Grid | : | 50 Years |
| Tertiary Treatment | : | Filtering Media            | : | 25 Years |
| Ozone Generator    | : | Ozone Cell                 | : | 2 Years  |
| Oxygen Generator   | : | Molecular Seives           | : | 2 Years  |

## Annual Maintenance Contract

Annual maintenance contract is available post hand over during warranty period & post warranty, for rest of plant life.

|                                   |   |                               |                         |
|-----------------------------------|---|-------------------------------|-------------------------|
| Operation Charges                 | : | Rs. 60,000/= per year         |                         |
| Comprehensive Maintenance Charges | : | Rs. 60,000/= per year         |                         |
| <b>Total</b>                      | : | <b>Rs. 120,000/= per year</b> | <b>[Rs 1.65 per m3]</b> |

## Capital Cost

|  |   |                                       |
|--|---|---------------------------------------|
| <b>Civil Tank Construction [Under Ground]</b>            | : | <b>Rs. _____ [Client to Estimate]</b> |
| <b>Civil Tank Construction [Above Ground]</b>            | : | <b>Rs. _____ [Client to Estimate]</b> |
| <b>Plant Room Construction</b>                           | : | <b>Rs. _____ [Client to Estimate]</b> |
| <b>GREEN STP AD</b>                                      | : | <b>Rs. 13.0 Lakh ± 2.0 %</b>          |
| <b>Tertiary Equipment</b>                                | : | <b>Rs. 16.0 Lakh ± 2.0 %</b>          |
| <b>Ozone Advance Tertiary Treatment</b>                  | : | <b>Rs. 4.0 Lakh ± 2.0 %</b>           |
| <b>Installation &amp; Commissioning + Inoculation</b>    | : | <b>Rs. 2.0 Lakh ± 2.0 %</b>           |
| <b>Installation &amp; Commissioning – Tertiary Stage</b> | : | <b>Rs. 1.0 Lakh ± 2.0 %</b>           |
| <b>Installation &amp; Commissioning – Ozone System</b>   | : | <b>Rs. 0.5 Lakh ± 2.0 %</b>           |

|   |   |                               |
|---|---|-------------------------------|
| <b>TOTAL Part 1 Civil Cost</b>                  | : | <b>Rs. Client to Estimate</b> |
| <b>Part 2 Design + Equipment + Installation</b> | : | <b>Rs. 36.5 – 37.0 Lakh.</b>  |
| <b>Packing + Forwarding + Freight</b>           | : | <b>Rs. 1.0 Lakh.</b>          |
| <b>Goods &amp; Service Tax [GST]</b>            | : | <b>Rs. 6.75 Lakh.</b>         |

**Note : Unloading & safe storage of material / equipment is in client scope.**

## Operational Cost

| <b>Consumables &amp; Spares</b>     | <b>Cost per Month</b> | <b>Cost Per Year</b> |
|-------------------------------------|-----------------------|----------------------|
| <b>Electricity</b> [60.1 units/day] | Rs. 0.18 Lakh         | Rs. 2.16 Lakh        |
| <b>Operator</b>                     | Rs. 0.05 Lakh         | Rs. 0.60 Lakh        |
| <b>Chemicals / Misc.</b>            | Rs. 0.01 Lakh         | Rs. 0.12 Lakh        |
| <b>Spares &amp; Labor</b>           | Rs. 0.05 Lakh         | Rs. 0.60 Lakh        |

|              |                      |                      |
|--------------|----------------------|----------------------|
| <b>TOTAL</b> | <b>Rs. 0.29 Lakh</b> | <b>Rs. 3.48 Lakh</b> |
|--------------|----------------------|----------------------|

## Taxes & Other Charges

All Taxes, duties & other incidental charges are extra as applicable as listed below

|  |                |
|--|----------------|
| GST on Construction material               | Extra @ 5.0 %  |
| GST on Equipment Supply                    | Extra @ 18.0 % |
| GST on design, I & C, inoculation [Labour] | Extra @ 18.0 % |

## Time Duration

|   |                                   |
|---|-----------------------------------|
| Construction of AD Tank [Below Ground]    | 4 – 6 months [Client Scope]       |
| Construction of AD Tank [Above Ground]    | 3 – 5 months [Client Scope]       |
| Construction of the Plant Room            | 1 – 1.5 month [simultaneously]    |
| Supply of Tertiary Stage Equipment        | 1.5 – 1.8 months [Simultaneously] |
| Installation & Commissioning in AD Tank   | 1.0 months [Simultaneously]       |
| Installation & Commissioning of equipment | 2 weeks                           |
| Inoculation                               | 1.0 week post sewage feed         |
| Start up                                  | 2 – 3 months, post inoculation    |

## Savings / Return on Investment

Savings / Return on Investment [ROI] is calculated based on conventional aerobic sewage treatment plant, of 200 KLD and below listed assumptions.

|                           |                                       |                        |
|---------------------------|---------------------------------------|------------------------|
| Above Ground construction | 50.0 - 70 m <sup>2</sup>              | Saving in F S I        |
| Energy Efficient          | 79 % less                             | LEED Points / High ROI |
| Design                    | Indo-Swiss - Innovation               | LEED Points            |
| Sludge / Water Recovery   | 2 - 3 % Sludge + 99 % water           | LEED Points / High ROI |
| Technology                | Self-Sustain & Environmental Friendly |                        |
| Operation                 | 1 hr/day [Only Monitoring]            |                        |
| Life Span                 | 50 Years                              | High ROI               |
| Operator                  | 95 % less                             | High ROI               |
| Chemical                  | 95 % less                             | High ROI               |
| Repairs & Spares          | 90 % less                             | High ROI               |



## Assumptions

**For comparison, we have assumed standard data of Aerobic Sewage Treatment Plant of 200 KLD.**

|                       |                     |                |
|-----------------------|---------------------|----------------|
| <b>Electricity</b>    | Raw sewage transfer | 1.5 Kw         |
|                       | Blower              | 3.0 Kw         |
|                       | Aerator             | 15.0 Kw        |
|                       | Filter feed Pump    | 1.5 Kw         |
|                       | Final transfer Pump | 1.5 Kw         |
|                       | Ozonation           | 2.8 Kw         |
|                       | Plant Room [L & F]  | 0.5 Kw         |
|                       | <b>Total</b>        | <b>25.8 Kw</b> |
| <b>Operation time</b> |                     | <b>24 hrs</b>  |

**Total Electrical Consumption** 25.8 Kw x 24 hrs **619.2 Kwhr [Units]**

**Electricity Cost per day** [**@ Rs 10/- per unit**] **Rs. 6,193/-**

**Electricity Cost per year** **Rs. 22,60,000/-**

**Chemicals Chlorine [Without Ozonation] 20 ppm**

**[With Ozonation] 5 ppm**

**Alum 5 ppm**

**Chlorine Consumption per day 20 ppm x 200 m3 40 ltrs**

**Cost of chlorine per day @ 20/- per ltr 800/-**

**Alum Consumption per day 5 ppm x 200 m3 1.0 Kg**

**Cost Of Alum per day @ 50/- 50/-**

**Chemical Consumption per year - Chlorine + Alum + Urea + DAP 3,10,250/-**

**Operator 24 x 7**

**Cost of Operation agency per year @ 20,000/- per month 2,40,000/-**

**Repair & Spare per year Routine 1,00,000/-**

**Total Operational Cost Per Year 29.1 Lakh**

**Operational cost per m3 of water 39.87**

### Final Comparison with "GREEN STP AD+"

|   | Conventional         | GREEN STP            |
|---|----------------------|----------------------|
| <b>Total Operational Cost Per Year</b>  | <b>Rs. 29.1 Lakh</b> | <b>Rs. 3.48 Lakh</b> |
| <b>Operational cost per m3 of water</b> | <b>Rs. 39.87</b>     | <b>Rs. 4.77</b>      |

## References



|  |        |
|--|--------|
| Cairn India Ltd – Factory - Bhogat – Jamnagar, Gujarat | 12 CMD |
|--|--------|



|   |        |
|---|--------|
| Essar Projects – Residential – Papua New Guinea | 50 CMD |
|---|--------|



|   |        |
|---|--------|
| Vascon Engineers – Labor Camp – Andheri | 45 CMD |
|---|--------|



|   |        |
|---|--------|
| Akash Developer – Resi – GTP Bombay Central | 25 CMD |
|---|--------|



|  |        |
|--|--------|
| Craftsman Automation – Factory - Prithampur [Madhya Pradesh] | 15 CMD |
|--|--------|

|                                   |        |
|-----------------------------------|--------|
| Rhythm Resort – Resort – Lonavala | 60 CMD |
|-----------------------------------|--------|



|   |         |
|---|---------|
| Manipal Hospital – Hospital – Bangalore | 600 CMD |
|---|---------|

Yakshashri  
Beverage

|  |       |
|--|-------|
| Yakshashri Beverage – Factory – Karjat - | 3 CMD |
|--|-------|

Lotus  
I T Park

|   |        |
|---|--------|
| Lotus IT Park – Commercial Building – Parel | 50 CMD |
|---|--------|

O P

|                                      |        |
|--------------------------------------|--------|
| Grand Fort City – Residential – Agra | 60 CMD |
|--------------------------------------|--------|



|   |        |
|---|--------|
| Dream Mall - Sunrise Hospital – Bhandup - | 50 CMD |
|---|--------|



## Collaboration Certificate

# Certificate of Collaboration

**THIS IS TO CERTIFY THAT THE TECHNOLOGICAL COLLABORATION IN BETWEEN TWO PARTIES  
HAS BEEN DONE, DETAILS OF WHICH IS AS UNDER**

**PARTY 1**

**Chemtronics Technologies (India) Private Limited** a company registered in 2004 under the Companies Act, 1956 and having its Head Office at #28, Salyam Industrial Estate, Subhash Road, Jogeshwari (East), Mumbai - 400060.

**PARTY 2**


**Autark Engineering AG** registered in 2010 in the commercial register of KI. Giarus in Switzerland having its office at Hauptstrasse22, 8775 Halzingen, Switzerland.

|                        |   |  |
|------------------------|---|--|
| Collaboration Motto    | : | Innovative Wastewater Solutions for Decentralized Applications.                  |
| Collaboration Date     | : | 05 <sup>th</sup> September 2012  |
| Collaboration Place    | : | Mumbai, India  |
| Collaboration Validity | : | 04 <sup>th</sup> September 2016  |
| First Extension        | : | 04 <sup>th</sup> September 2020  |
| Documents Evidence     | : | Memorandum of Understanding duly signed by both Parties dated 5. September 2012. |

For and on behalf of :

**Autark Engineering AG.**

Signature N. ZIMMERMANN  
 Name Mr. Nandoz Zimmermann  
 Designation Director



For and on behalf of :

**Chemtronics Technologies (India) (P) Ltd.**

Signature MR. JUNIL SHAH  
 Name MR. JUNIL SHAH  
 Designation DIRECTOR



Please click on below links to know about the more Information on



- [+ Details - Green STP AD+](#)
- [+ Presentation – Features of Green STP AD+](#)
- [+ Presentation – Green STP AD+](#)
- [+ Catalogue – Green STP AD+](#)
- [+ Collaboration System](#)
- [+ Site Photos](#)
- [+ Site Video 1 - Yakshshri Beverages, Karjat – 5 CMD](#)
- [+ Site Video 2 – Lotus Mumbai -](#)
- [+ Site Video 3 – Essar Project – Papua New Guinea \(PNG\) – 40 CMD](#)
- [+ Site Video 4 – Rhythm Resort - Lonavala](#)
- [+ Client list](#)
- [+ Company Profile – Chemtronics’](#)

## **Contact Us :**

**Chemtronics Technologies (India) Pvt. Ltd.**

**# 28, Satyam Industrial Estate, Subhash Road, Jogeshwari (East), Mumbai-400 060. INDIA**

**URL : [www.chemtronicsindia.com](http://www.chemtronicsindia.com); Mail : [sales@chemtronicsindia.com](mailto:sales@chemtronicsindia.com); Office : +91-22-2825 9933**

## **Contact Person :**

**Mr. Sunil Shah – Director (Technical) – India – [+91-93212 34527]**

**Mr. Nanchoz Zimmermann (Principle “GREEN STP AD+” Designer) – Switzerland,  
[switzerland@chemtronicsindia.com](mailto:switzerland@chemtronicsindia.com)**